

Images for Questions 17 and 18

Directions: Below you will find 7 pictures of various animal life forms. Carefully cut apart the 7 pictures. These 7 images will be taped/glued into the diagram of rock strata in question 17.



frog



squirrel
(placental mammal)



bird



trilobite



shark



dinosaur



jawless fish

Directions: Below you will find 5 pictures of various animal life forms. Carefully cut apart the 5 pictures. These images will also be placed in the rock strata diagram from question 17. Read the directions in question 18 to determine where to place these 5 images.



human hand



plesiosaur



whale



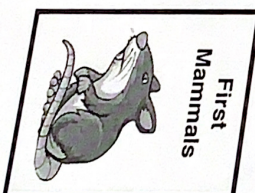
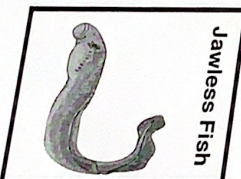



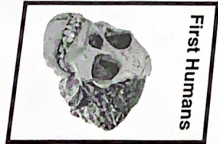



jellyfish



Ostracoderm

Images for Question 24

Directions: Below you will find 22 pictures that represent various events that occurred in Earth's history. Carefully cut apart the 22 squares. These images will be taped in the rectangular boxes on your 2-page Geological Time Scale. Read the directions in question 24 to determine where to place these 22 images.



Directions: Below you will find 22 images that represent various events that occurred in Earth's history. Carefully cut apart the 22 squares. These images will be taped in the rectangular boxes on your 2-page Geological Time Scale. Read the directions in question 24 to determine where to place these 22 images.

Images for Question 24

Time Scale



A large grid for a time scale. It features three vertical columns on the left and three horizontal rows. The grid is divided into three sections by two vertical lines. Each section contains several empty rectangular boxes for notes, connected to the grid lines by dotted lines.
